

Scaled data based on original data using
LM-79-08 Approved Method: Electrical and Photometric Measurements of Solid-
State Lighting Products

Test Report Prepared for
Cooper Lighting Solutions
(formerly Eaton)

Brand: INVUE

Report Number: P596893

Luminaire Tested: **MSA-SA1D-835-U-5MQ**

Issue Date: 5/27/2021

Test Information

Test Method: LM-79-08
Report Number: P596893
TEST IS SCALED FROM IESNA LM-79-08 TEST DATA (G2-1910-543-6)
Test Lab: INNOVATIONS CENTER
Issue Date: 5/27/2021
Manufacturer: COOPER LIGHTING SOLUTIONS (FORMERLY EATON)
Product Line: INVUE
Catalog Number: MSA-SA1D-835-U-5MQ
Description: MESA POST TOP DECORATIVE LUMINAIRE. (1) LIGHTSQUARES WITH 16 LEDS EACH AND TYPE V MEDIUM OPTICS.
Light Source: -
Ballast/Driver: ELECTRONIC DRIVER

Summary

Lumens per Lamp: N/A
Luminaire Lumens: 6089 lumens
Efficiency: N/A
Efficacy: 90.9 lumens/watt
Luminous Opening: Rectangular (W 0.5' x L: 0.5' x H: 0')
IES Classification: Type V - Short
BUG Rating: B3 - U0 - G1

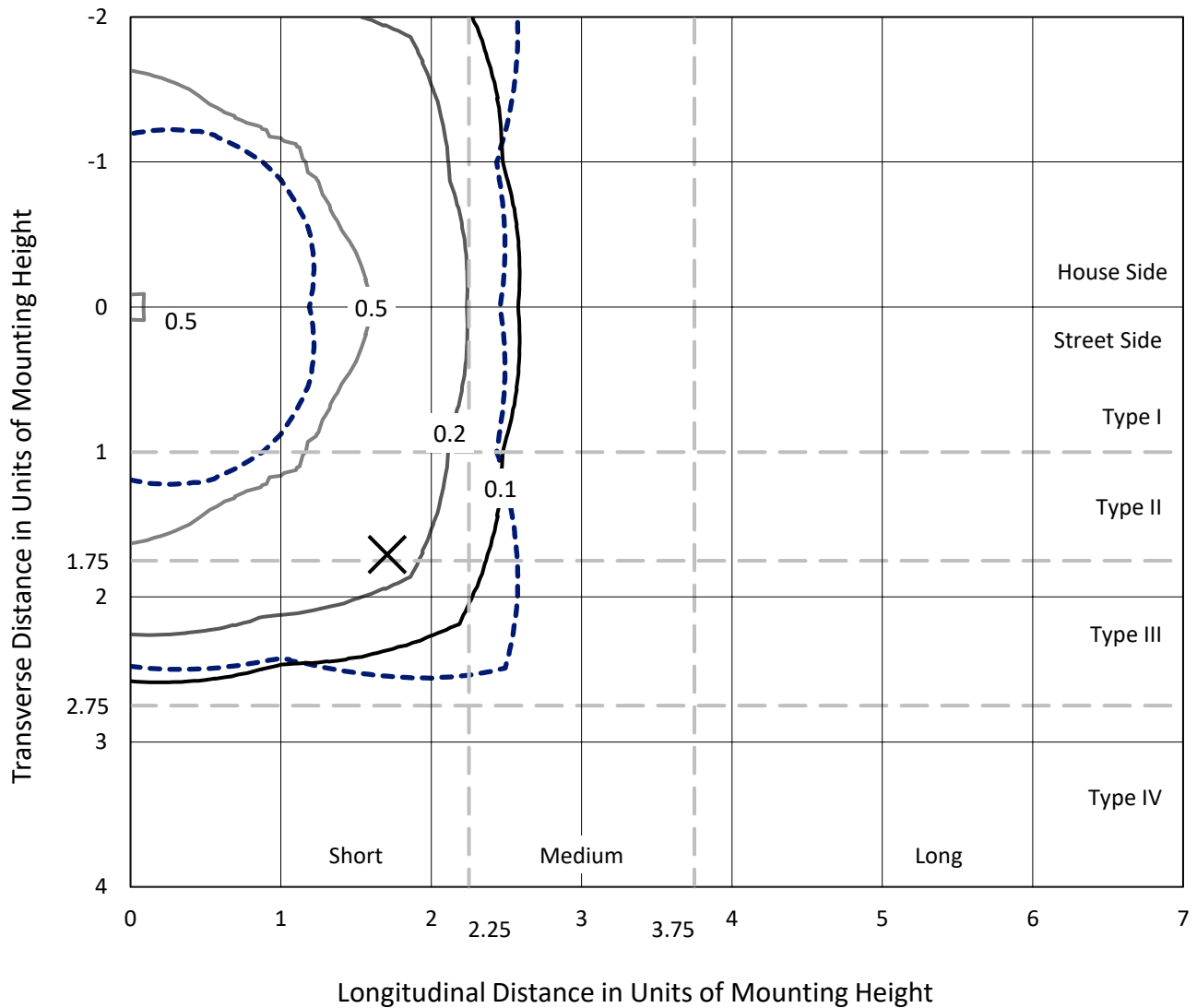
Input Watts (W): 67
Input Voltage (V): NR
Input Current (Ain): NR
Voltage Rise (V): NR
Power Factor: NR
Total Harmonic Distortion (THDi): NR
Frequency (hertz): 60
Stabilization Time: NR
Operation Time: NR
Ambient Temperature (°C): NR
Test Distance: 28.75 FT



REPORT NUMBER: P596893
 CATALOG NUMBER: MSA-SA1D-835-U-5MQ

Iso-Footcandle Lines of Horizontal Illumination

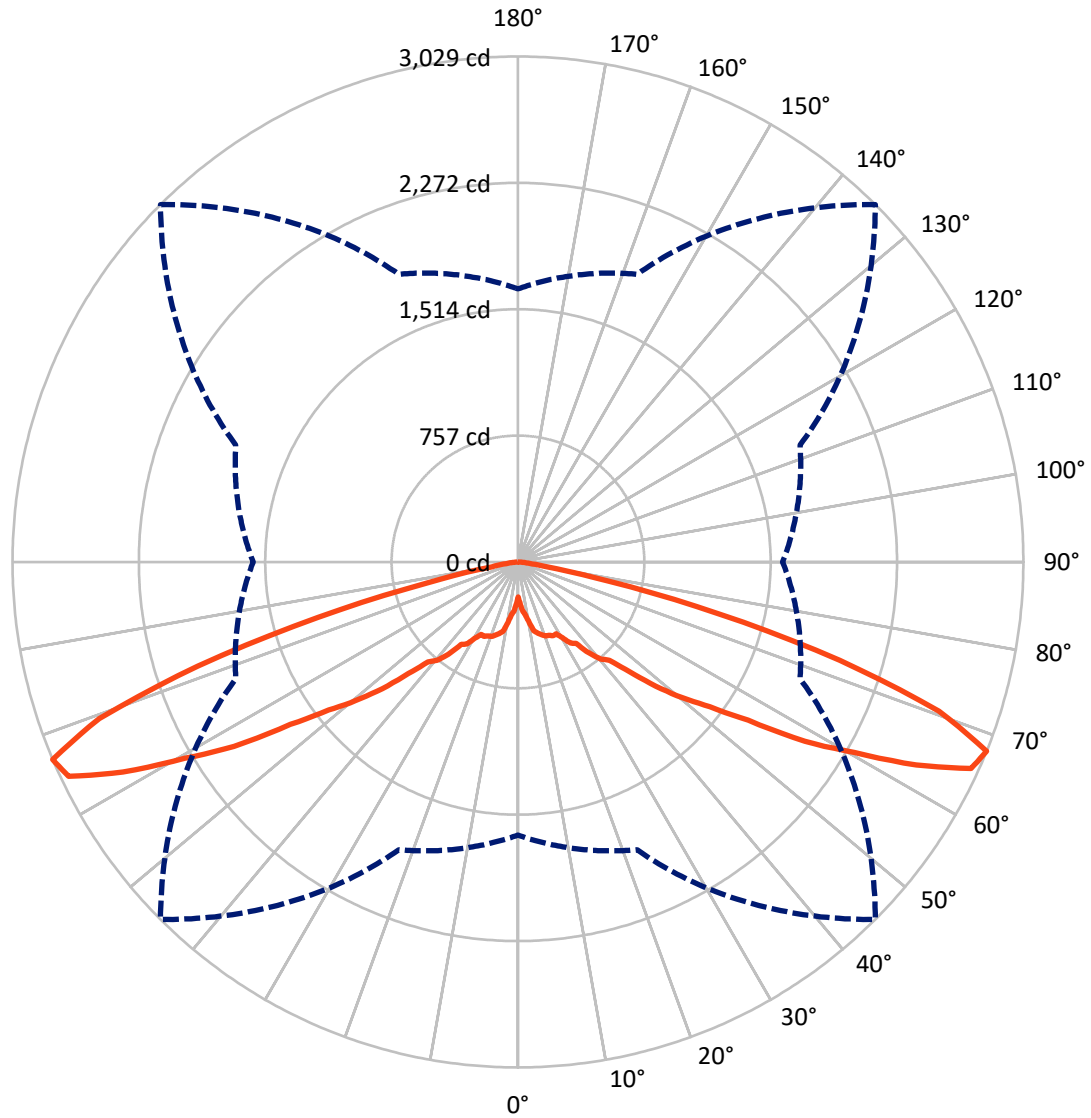
× Max cd
 - - - 1/2 Max cd



Based on 25 foot mounting height. Maximum calculated value = 0.7 fc
 Type V - Short - N/A

REPORT NUMBER: P596893
CATALOG NUMBER: MSA-SA1D-835-U-5MQ

Luminous Intensity Polar Plot



— Vertical Plane Through 45-Deg Lateral - - - Horizontal Cone Through 67.5-Deg Vertical

REPORT NUMBER: P596893
 CATALOG NUMBER: MSA-SA1D-835-U-5MQ

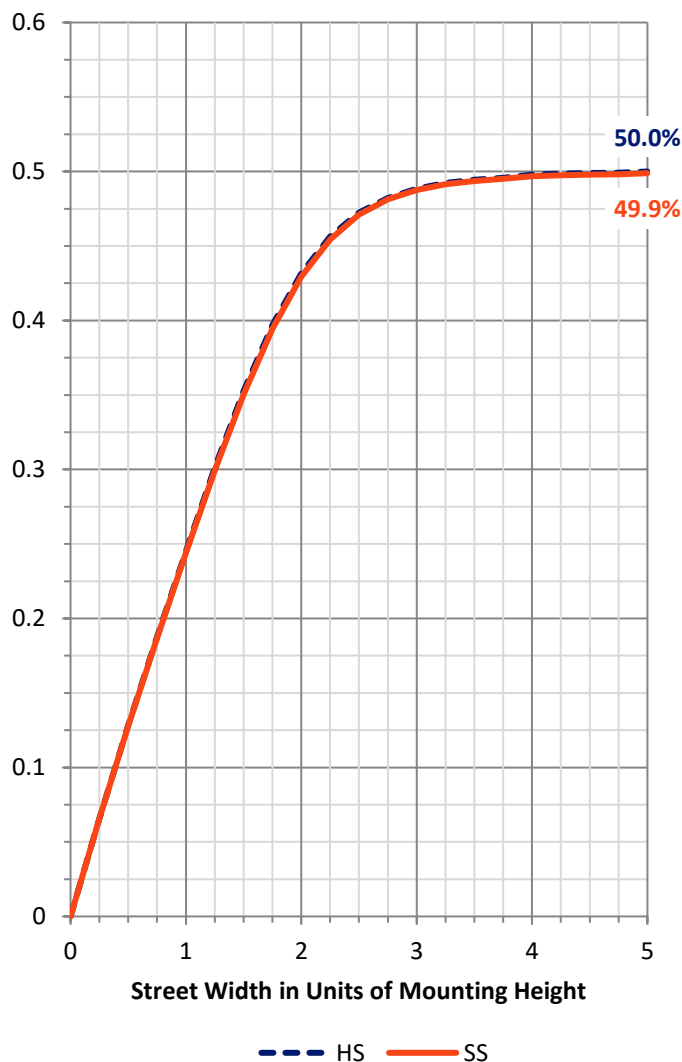
FLUX DISTRIBUTION:

		Downward	Upward	Total
House Side	Lumens	3044.5	0.0	3044.5
	% Fixture	50.0	0.0	50.0
Street Side	Lumens	3044.5	0.0	3044.5
	% Fixture	50.0	0.0	50.0
Total	Lumens	6089.0	0.0	6089.0
	% Fixture	100.0	0.0	100.0

ZONAL LUMENS:

Zone	Lumens	% Fixture
0°-10°	31.1	0.5
10°-20°	123.0	2.0
20°-30°	234.7	3.9
30°-40°	429.2	7.0
40°-50°	832.1	13.7
50°-60°	1589.1	26.1
60°-70°	2147.0	35.3
70°-80°	666.8	11.0
80°-90°	35.9	0.6
90°-100°	0.0	0.0
100°-110°	0.0	0.0
110°-120°	0.0	0.0
120°-130°	0.0	0.0
130°-140°	0.0	0.0
140°-150°	0.0	0.0
150°-160°	0.0	0.0
160°-170°	0.0	0.0
170°-180°	0.0	0.0
0°-90°	6089.0	100.0
0°-180°	6089.0	100.0

Coefficient of Utilization

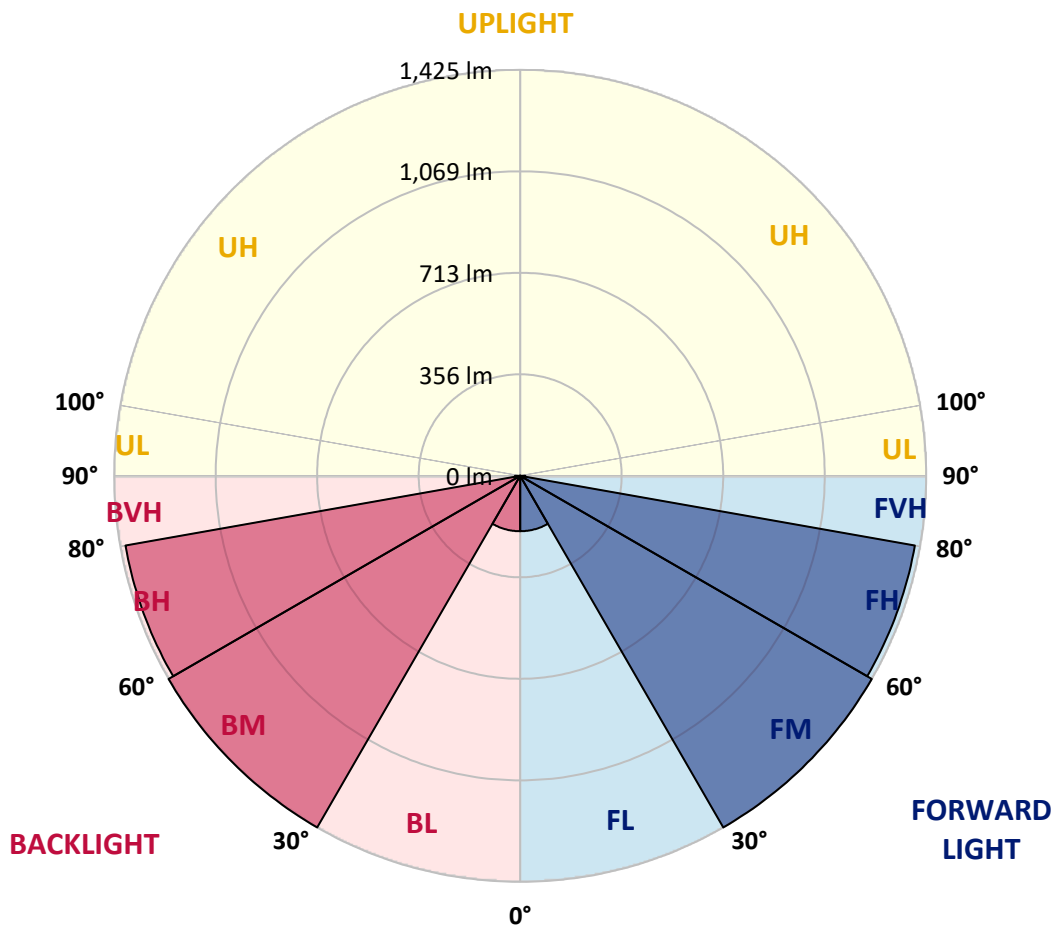


REPORT NUMBER: P596893
 CATALOG NUMBER: MSA-SA1D-835-U-5MQ

LUMINAIRE CLASSIFICATION SYSTEM LUMEN TABLE AND BUG RATING:

Zone	Lumens	% Fixture	Zone Rating/Lumen Limit		
			B	U	G
FL (0°-30°)	194.4	3.2			
FM (30°-60°)	1425.2	23.4			
FH (60°-80°)	1406.9	23.1			G1/1800
FVH (80°-90°)	18.0	0.3			G1/100
BL (0°-30°)	194.4	3.2	B1/500		
BM (30°-60°)	1425.2	23.4	B2/2500		
BH (60°-80°)	1406.9	23.1	B3/2500		G1/1800
BVH (80°-90°)	18.0	0.3			G1/100
UL (90°-100°)	0.0	0.0		U0/0	
UH (100°-180°)	0.0	0.0		U0/0	

BUG Rating: B3-U0-G1
 Type V Short





REPORT NUMBER: P596893
 CATALOG NUMBER: MSA-SA1D-835-U-5MQ

CANDELA DISTRIBUTION (FULL):

	0°	22.5°	45°	67.5°	90°
0°	208.7	208.7	208.7	208.7	208.7
2.5°	256.9	240.4	247.9	240.4	256.9
5°	326.5	309.3	294.3	305.1	327.4
7.5°	375.2	349.6	317.8	346.7	373.1
10°	383.4	369.1	367.7	367.4	382.5
12.5°	414.3	404.6	423.9	405.5	415.2
15°	438.2	432.8	441.5	439.7	439.2
17.5°	475.4	438.7	458.5	436.6	474.2
20°	491.9	439.9	473.1	437.3	491.6
22.5°	512.1	467.7	477.5	468.8	510.2
25°	523.6	485.5	489.1	486.0	523.9
27.5°	570.9	525.0	487.4	531.4	579.6
30°	606.9	550.7	526.0	551.4	611.4
32.5°	658.9	589.0	579.4	598.4	667.1
35°	723.4	653.5	599.4	653.7	737.0
37.5°	849.7	712.1	693.0	732.8	859.1
40°	938.8	804.5	763.8	819.3	954.1
42.5°	1075.7	908.2	805.0	915.8	1099.3
45°	1203.2	1034.1	936.2	1042.8	1220.4
47.5°	1338.0	1149.6	1112.9	1160.4	1350.7
50°	1497.3	1306.0	1280.4	1318.3	1502.7
52.5°	1685.2	1515.4	1439.6	1522.5	1687.1
55°	1908.5	1691.1	1674.2	1710.4	1911.3
57.5°	2126.8	1918.8	2027.5	1920.9	2088.9
60°	2282.5	2128.7	2318.0	2074.6	2198.5
62.5°	2292.4	2284.1	2679.8	2192.4	2175.0
65°	2078.8	2221.3	2982.8	2149.6	1974.3
67.5°	1636.3	1866.1	3028.7	1829.9	1586.2
70°	1028.2	1292.2	2677.5	1341.8	1057.4
72.5°	474.2	696.3	2016.2	783.8	501.3
75°	169.8	266.5	1243.9	286.3	177.6
77.5°	96.4	108.0	549.7	108.4	99.7
80°	62.1	67.3	158.8	71.0	60.5
82.5°	35.3	47.0	69.6	49.9	32.5
85°	19.1	29.9	30.8	30.6	19.1
87.5°	6.8	11.8	6.8	13.4	6.4
90°	0.0	0.0	0.0	0.0	0.0

(END OF REPORT)